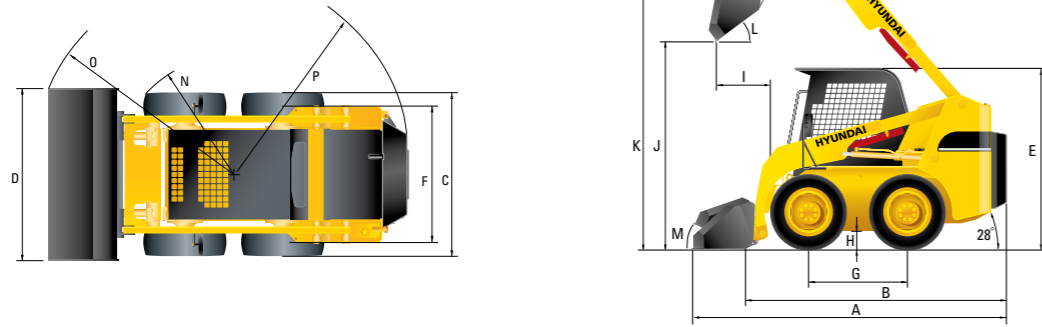


Dimension



Specification

DESCRIPTION		UNIT	HSL650-7A	HSL850-7A
Rated operating capacity		kg (lb)	650 (1,433)	860 (1,892)
Tipping load		kg (lb)	1,310 (2,888)	1,718 (3,780)
Operating weight		kg (lb)	2,690 (5,787)	3,355 (7,381)
ENGINE	Model	-	Kubota V2403	Kubota V3307-T
	Gross output	kW (PS)	35.5 (47.6)	55.4 (74.3)
	Net output	kW (PS)	34.3 (46)	53.5 (71.7)
	Rated speed	rpm	2,500	2,400
	Cooling	-	Water	Water
GENERAL	Steering controls	-	Hyd. Joystick Lever	Hyd. Joystick Lever
	Loader controls	-	Hyd. Joystick Lever	Hyd. Joystick Lever
	Tires-standard	-	10-16.5,6PR	12-16.5,12PR
	Max. travel speed	km/h (mph)	11.5 (7.1)	11.4 (7.1)
HYDRAULICS	Loader pump flow	l/mn (gpm)	66.3 (17.5)	63.9 (16.9)
	Loader pressure	kg/cm ² (psi)	175 (2,489)	175 (2,489)
DIMENSIONS	Length with bucket	A mm (in)	3,270 (128.7)	3,470 (136.6)
	Width, less bucket	C mm (in)	1,515 (59.6)	1,830 (72.0)
	Height to cap top	E mm (in)	1,965 (77.4)	2,000 (78.7)
	Tread	F mm (in)	1,255 (49.4)	1,500 (59.1)
	Wheelbase	G mm (in)	990 (39.0)	1,100 (43.3)
	Length, less bucket	B mm (in)	2,625 (103.3)	2,840 (111.8)
	Ground clearance	H mm (in)	183 (7.2)	205 (8.1)
	Turn radius, bucket	O mm (in)	1,935 (76.2)	2,080 (81.9)
	Turn radius, front tire	N mm (in)	1,260 (49.6)	1,300 (51.2)
	Turn radius, rear and corner	P mm (in)	1,560 (61.4)	1,660 (65.4)
	Rear departure angle	-	28°	28°
	Height to bucket pivot pin	K mm (in)	2,915 (114.8)	3,080 (121.3)
	Max. dump height	J mm (in)	2,240 (88.2)	2,410 (94.9)
	Dump angle	L -	45°	45°
	Reach at max. dump	I mm (in)	550 (21.7)	510 (20.1)
	Rollback at ground	M -	27°	27°
	Bucket width	D mm (in)	1,625 (64.0)	1,894 (74.6)
	Bucket cap. heaped	m ³ (ft ³)	0.31 (10.9)	0.37 (13.1)
	Fuel capacity	l (gal)	60 (16)	83 (22)
	Hyd reservoir capacity	l (gal)	38 (10)	57 (15)

Standard Equipment

Hand throttle lever
 Direct cooling system
 Dual element aircleaner
 Aux. piping (3-spool)
 Joystick lever control system
 Bow tie drive chain
 Console
 Mold dashboard
 Canopy (ROPS/FOPS)
 Room mirror
 Vandalism protection
 Spark arresting muffler (HSL850-7A)
 Seat bar & seat belt

Optional Equipment

Pre-cleaner
 Self-leveling system
 Master switch
 Backup alarm
 Enclosed cab (ROPS/FOPS)
 Heater only
 Air-conditioner only
 Air-conditioner & heater
 Defroster
 Fenders
 Side mirrors
 Turn lamp
 Beacon Light
 Highflow system
 Suspension seat
 Manual stick lever control system
 Add. Counter weight
 Fuel warmer

* Standard and optional equipment may vary.
 Contact your Hyundai dealer for more information.
 The machine may vary according to International standards.

* The photos may include attachments and optional equipment that are not available in your area.

* Materials and specifications are subject to change without advance notice.

* All imperial measurements rounded off to the nearest pound or inch.



Some of the photos may include optional equipment.

HYUNDAI SKID STEER LOADER **Applied Tier 3 Engine**

HSL650-7A / HSL850-7A



Head Office (Sales Office)
 75, YULGOK-RO, JONGNO-GU, SEOUL 03058, KOREA
 TEL: (82) (2) 746-7660



PLEASE CONTACT

www.hyundai-ce.com

2015. 10 Rev 4.



We build a better future

NEW Hyundai Skid Steer Loaders

HSL 650-7A / HSL 850-7A

Comfortable & Safety

ROPS / FOPS cab is designed for maximum comfort, improved safety and excellent visibility. Sound and vibration has been reduced for improved operator comfort.



Smooth Controls

Buzzer Stop
Turn Signal
(Optional item)

Traveling & Steering
Joystick Lever



Horn
Aux SW

Working
Joystick Lever

Hydraulic Joystick Levers

An operator can easily drive the machine while operating the attachment without the use of foot pedals.

■ Some of the photos may include optional equipment.

Standing above the rest. Master of the Jobsite!

7A skid steer loaders are designed with plenty of power for maximum loading capacity along with excellent fuel efficiency. Hyundai skid steer loaders do more for less.



HSL 650-7A Engine

The high quality Kubota V2403 engine is designed for the perfect balance between performance, durability and efficiency. The V2403 provides enough power for jobs of all types with either a bucket or special attachment. (EPA tier III, EU stage III A emission certified)

47.6ps/2,500rpm
16.2kgf.m/1,600rpm

HSL 850-7A Engine

The high quality Kubota V3307-T engine is designed for the perfect balance between performance, durability and efficiency. The V3307-T provides enough power for jobs of all types with either a bucket or special attachment. (EPA tier III, EU stage III A emission certified)

74.3ps/2,400rpm
27kgf.m/1,500rpm



Some of the photos may include optional equipment.



Boom Locking System

Loader cylinder locking bar is provided for additional safety when servicing.



Excellent Visibility




Quick Attachment System

A quick attachment device improves cycle times and ease of operation.

Self-leveling Control System

The self-leveling control system is an optional feature perfect for lifting applications. When raising the loader boom, the bucket positioning valve directs oil from the boom cylinder to the bucket cylinder to keep the bucket in a level position automatically throughout the cycle. This dramatically improves loading efficiency. This feature allows the operator to focus more on machine positioning and job details which improves overall productivity. Operator can concentrate on maneuvering and lifting tasks for fast cycle times. (Optional item)



Centralized design for easy maintenance!

Optimum location of regular maintenance components along with wide open access reduces machine downtime when performing regular service.



Installation of oil cooler on rear door for easy maintenance

Easy to clean dust between radiator and oil cooler when rear door open.




Some of the photos may include optional equipment.



Wide Open Engine Access

Cab and seat fully tilt out of the way providing easy access to engine compartment.



Remote Engine Oil Filter (HSL850-7A)

The engine oil filter is remotely mounted for convenient access when servicing.



Dual Cab Safety Lock

Dual locking system for cab when in raised position insures operator safety when performing service and maintenance.



Fuse Box

A centralized fuse box provides added protection and durability to the onboard electrical system.



Frame Mounted Muffler (HSL850-7A)

The muffler is mounted to the machine frame to reduce vibration and noise and improve durability.



Hydraulic Oil Sight Gauge

Hydraulic oil sight gauge makes checking oil level easy and fast.