



**ISUZU**  
ISUZU MOTORS INTERNATIONAL  
OPERATIONS (THAILAND) CO., LTD.  
1010 Shinawatra Tower III, 24th - 25th Floor,  
Vibhavadi Rangsit Road, Chatuchak, Bangkok  
10900, Thailand

ISUZU MOTORS INTERNATIONAL OPERATIONS (THAILAND) CO., LTD. reserves the right to change specifications and equipment without notice. Details of specifications and equipment mentioned or shown in this brochure are also subject to change to meet local conditions and government requirements. Features and specifications may vary in appearance and/or availability according to region. Accessories and equipment shown in this brochure have been used for illustrative purpose only. Some features may not be standard and are available at extra cost. Please inquire at your local ISUZU distributor or dealer for more complete details on available models and their specifications.

**MU-X**





# ***ROBUST and EXCLUSIVE***

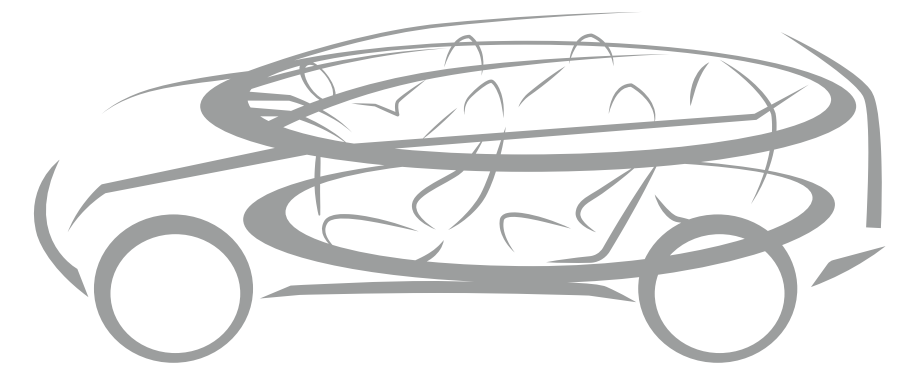
**It takes strength and spirit to begin a new journey, where every path is full of new challenges.**

**The new ISUZU MU-X, the elegant and capable utility vehicle with distinctive design and performance, elevates your driving experience to a whole new level.**



Engineered under the concept “**Robust and Exclusive**”, the new ISUZU MU-X has been designed for excellence in both performance and style.

**Robust** represents ISUZU’s identity as an expert in engineering tough, powerful and reliable vehicles to assure your confidence driving in any circumstance, while **Exclusive** represents excellent design that balances styling, versatility and comfort together with advanced safety features and state-of-the-art equipment to ensure pleasure of ownership.

Now you can go out and let your adventurous spirit take you wherever your heart desires. Make every ride a sensational journey. And take pride in your exclusive experience like no others.







[A] **World Cross Flow Front Grille** uniquely designed with emphasis on texture and color contrasts to enhance the powerful and sporty appearance.

[B] **Arrow Signature Bi-LED Headlamps with Daytime Running Lights** provide wide and powerful light, with a captivating look from every angle.

[C] **Winglet Signature Rear Combination LED Tail Lamps** with 3D dynamic design create a sense of depth to convey high quality.

[D] **Stylish Alloy Wheels** enhance a sensational and dynamic look.



# EMOTIONAL and SOLID

**Uniquely designed under the concept of “Emotional and Solid”, the new ISUZU MU-X reflects its distinct identity through the strong yet luxurious looks that creates the pleasure of ownership, and the excitement to keep driving to explore new horizons.**

The crafted design of the new ISUZU MU-X is stylishly reflected in all aspects. Every detail is all about achieving perfection - from the combination of premium materials, to the contrasting texture and color that create a whole new level of elegance. The upper body expresses the feeling of exciting acceleration through a dynamic speed line, while the lower body's solid statement represents self-confidence and strength.

Besides the sense of styling, ISUZU MU-X's design also comes with improvements of functional benefits, including an aero dynamic body which not only adds up to a sleek look, but also reduces fuel consumption and wind noise, the stylishly designed Roof Rail with increased load capacity, and the wider Sidestep which enables easier entry and exit.

Take a ride of pride in this masterpiece of design that will drive your satisfaction to the fullest.



# SOPHISTICATION in STYLE

The new ISUZU MU-X's interior is elaborately created with **Fine, Rich & Impressive Craftsmanship**, which is reflected through the **exquisite selection of high quality materials that bring pleasure not only to your eyes, but also to your touches and senses. From the seamless design of front and center consoles that forms an elegant T-shape look, the refinement of bolster seats from surfaces to stitches, complemented with emotional ambient lights on roof and side doors, and many more details to embrace you with elevated contentment.**

Apart from the crafted luxury, the new ISUZU MU-X also provides convenience for all users by making use of the **'Universal Design'** concept, with the combination of Comfortable, Easy to use, and Flexibility as the three core elements.

**Comfortable** includes the increased cabin space, new design of seat construction, ease of entry and exit, and reduced noise from both road and wind from Insulators and Deadeners installed in various parts of the car. **Easy to use** defines the simplified intuitive operation and easy-to-reach positions of controls and switches. **Flexibility** allows versatile options for use in different circumstances.

Drive, relax, and let the luxurious comfort from ISUZU MU-X embrace you throughout the journey.



**8-way Adjustable Driver's Power Seat with Lumbar Support** provides the perfect posture of the driver.



**Multi-functional Steering Wheel with Tilt and Telescopic function** are ergonomically designed for convenience of driving and intuitive features control.



**Infotainment Display with AppleCarplay and Android Auto support** enables easier connection to entertainment and other features from smartphones.



**Dual Zone Automatic Air Conditioning** allows individualized temperature adjustments with two separated evaporator units ensure desirable coolness throughout the cabin.





# INTELLIGENT ENGINEERING

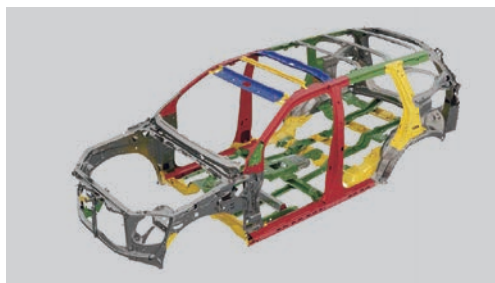
For over a century, ISUZU has gained a worldwide reputation as one of the most experienced experts in automotive engineering - specifically with diesel engine and body structure - to create vehicles that represent the perfect balance of power, durability, and economy.

Built upon the legacy of ISUZU's world renown diesel engineering, the new ISUZU MU-X comes with a powerful and reliable engine.


The improved engine delivers superior performance from its substantial enhancement of higher torque at low rpm, boosted turbo charger, precise fuel injection, and less engine noise, allowing you to go further - whether in a city commute or an outdoor trip, with more confidence. Also, the latest emission standards approved and impressive fuel efficiency makes your journey with the new ISUZU MU-X even more satisfying.

The durability of ISUZU is not limited only to its diesel engine. The advanced platform which includes the rigid body structure, newly developed front and rear suspensions, and a stronger chassis with new cabin mount type also assure better stability in performance with an uncompromising spirit of fun-to-drive whenever on the road.


It's time to unleash your power, and take a bold step towards extraordinary drive force.




● **Ultra-High Tensile** body structure is lightweight yet possess outstanding strength.



● **Double Wishbone Front Suspension** with high mount suspension control arm improves cornering ability for consistent driving comfort.



● **Multi 5-link Rear Suspension** optimizes stability by re-allocating the lateral link position to a higher roll center.



● **Larger Chassis Side Rails** with increased inner side rail reinforcement allows 23 % increase in torsional rigidity.



#### ISUZU 4JJ3 3.0L Engine

Max Power 140kW (190ps) @ 3600 rpm / Max Torque 450Nm (45.9 kgm) @ 1,600 - 2,600 rpm





A



B



C



D

# MORE to EXPLORE

As a true off-road vehicle, The new ISUZU MU-X is built tougher and wilder than ever. With 4WD performance enhanced to maximum capability, you can explore beyond boundaries, no matter how tough the roads or how rough the terrain.

The impressive performance of the new ISUZU MU-X has been developed in several aspects, including the improved 4x4 angles, higher ground clearance, turning radius as small as 5.7m, with underbody protection to raise your confidence while overcoming difficulties.

In addition, the bigger 80L fuel tank enables long and boundless journeys, with improved fuel efficiency to make your ride even more satisfying.

From now on, your call for excitement will be answered and your craving for adventure will be fulfilled experiencing the excellent performance of the new ISUZU MU-X.

[A] Rough Terrain Mode enhances driving performance on rough and tough road conditions.

[B] 4WD shift-on-the-fly allows quick and easy switching between 2WD and 4WD drive modes.

[C] Electronic Diff-Lock provides better traction on demand to overcome any obstacle.

[D] 800mm Wading Depth increases confidence when driving across floods or streams.





# INNOVATED CONVENIENCE

**When it comes to smart and convenient life on the go, the new ISUZU MU-X always makes a statement.**

The wide and spacious cabin comes with comfortable seating for 7 people, which enable adjustments in various patterns including Fold Flat to allow maximum luggage loading. The second and third row seats are wider and more reclinable for extra comfort on a long journey. The significantly increased distance between the door trailing edge and the users' face allows easier entry and exit. Also, Infrared and UV Cut windshield protect driver and passengers from harmful rays, and Rain Sensing Wipers help detect liquid and clean the windshield when needed, so you can enjoy every ride with unlimited satisfaction.

The new ISUZU MU-X also comes fully-featured with a wide-range of innovative technologies to assure you of superior comfort and convenience on any trip.



**The Second and Third Row Seats Adjustment Capabilities** allow more cargo space for enhanced flexibility to suit all lifestyles.



**Power Tailgate with Jam protection** enables easier and safer luggages loading.



**Remote Engine Start** allows you to start the engine and pre-warm/cool the interior before getting in the vehicle.



**Electronic Parking Brake with Auto Brake Hold** provides more convenience while driving in city traffic.



**Follow Me Home** keeps the headlamps on for 30 seconds after the engine is turned off.



**Walk Away Auto Lock** automatically locks the door when you are 3 meters away from the vehicle.



**Welcome Light** lights up the cabin when approaching the vehicle within a distance of 2 meters.



# ADVANCED SAFETY

The new ISUZU MU-X's latest Advanced Driver Assistance Systems (ADAS) which features 3D Imaging Stereo Camera and Rear Radars, provide better protection and prevention from possible dangerous incidents. The cutting-edge safety technologies enhance accurate detection of front and rear objects, and calculate and notify the driver with visual and audio alerts to avoid accidents.

Moreover, the new ISUZU MU-X provides you with a wide array of safety features, both active and passive, to elevate your peace of mind on every journey.


Now you can be assured of the fullest protection whenever, and wherever you go.



- **7 SRS Airbags** maximize safety for all passengers.



- **Additional Rear Cross Member** increases occupant protection in case of side or rear collisions.



- **Strong Cabin Structure** provides improved protection for all passengers.



- **Bigger Brake Unit** reduces brake noise, improves brake feel and service life.



## PRE CRASH SAFETY

- **Forward Collision Warning (FCW)** warns the driver if front collision is likely to occur, with Autonomous Emergency Braking (AEB) automatically stopping the car if there is no drivers' intervention.
- **Turn Assist (TA)** automatically brakes the vehicle if another vehicle is detected coming towards you while turning.
- **Mis-acceleration Mitigation (MAM)** automatically cuts off the engine when the accelerator is mistakenly engaged.



## LANE SUPPORT

- **Lane Departure Warning (LDW)** alerts the driver when the vehicle appears to be crossing lanes unintentionally.



## PARKING AID SYSTEM

- **Parking Aid** the sonar detects front and rear vehicles or objects to allow easy and convenient parking.

## POST CRASH SAFETY

- **Multi-Collision Brake (MCB)** automatically stops the vehicle from moving in the event after a collision to reduce the risk of multiple collisions.

## HEADLAMP CONTROL

- **Automatic High Beam (AHB)** automatically switches from high to low beam when detecting preceding or oncoming vehicles.



## SPEED ASSIST

- **Adaptive Cruise Control with Stop & Go (ACC)** will automatically adapt your speed to the same level with the vehicle in front, with Stop and Go function allowing automatic complete stop and continue.